

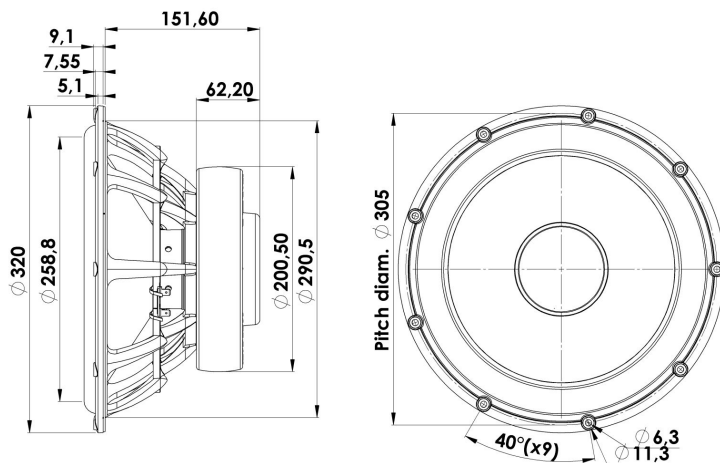


REVELATOR

WOOFER

32W/4878T01

The 32W/4878T01 is a powerful woofer designed by Scan-speak. Its large 3" voice coil and low resonance frequency is perfect to reproduce low to mid frequencies at with high efficiency. It features a brand new type of paper-sandwich cone with a special foam filling technology (patented) that gives the cone very high stiffness and relative low weight. The motor system has heavy-duty copper sleeves for optimizing eddy currents effect and minimized self-induction.



KEY FEATURES:

- Paper sandwich cone with Patented foam filling
- Patented Symmetrical Drive motor
- Spider with balanced woven in tinsel leads
- Lin. excursion (± 7.0 mm) with high efficiency
- 3" Voice coil, Titanium former and paper reinforced
- Stiff and strong die cast aluminium chassis

T-S Parameters

Resonance frequency [fs]	23 Hz
Mechanical Q factor [Qms]	6.0
Electrical Q factor [Qes]	0.30
Total Q factor [Qts]	0.28
Force factor [Bl]	13 Tm
Mechanical resistance [Rms]	2.7 kg/s
Moving mass [Mms]	112 g
Compliance [Cms]	0.43 mm/N
Effective diaph. diameter [D]	260 mm
Effective piston area [Sd]	531 cm ²
Equivalent volume [Vas]	170 l
Sensitivity (2.83V/1m)	92 dB
Ratio Bl/ \sqrt{Re}	7.4 N/ \sqrt{W}
Ratio fs/Qts	82 Hz

Notes:

IEC specs. refer to IEC 60268-5 third edition.
All Scan-Speak products are RoHS compliant.
Data are subject to change without notice.
Datasheet updated: February 20, 2013.

Electrical Data

Nominal impedance [Zn]	4 Ω
Minimum impedance [Zmin]	- Ω
Maximum impedance [Zo]	- Ω
DC resistance [Re]	3.1 Ω
Voice coil inductance [Le]	0.3 mH

Power Handling

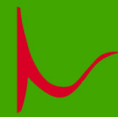
100h RMS noise test (IEC 17.1)	350 W
Long-term max power (IEC 17.3)	800 W

Voice Coil & Magnet Data

Voice coil diameter	75 mm
Voice coil height	22 mm
Voice coil layers	2
Height of gap	8 mm
Linear excursion	± 7 mm
Max mech. excursion	± 28 mm
Unit weight	7.5 kg



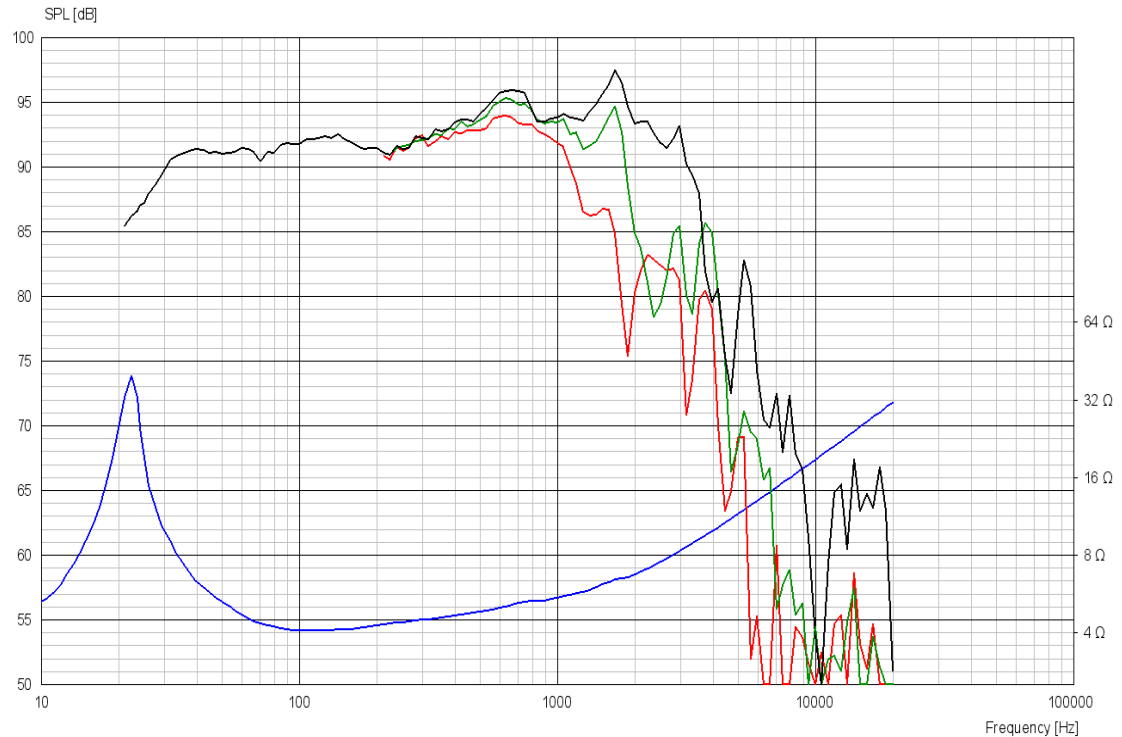
SCANSPEAK



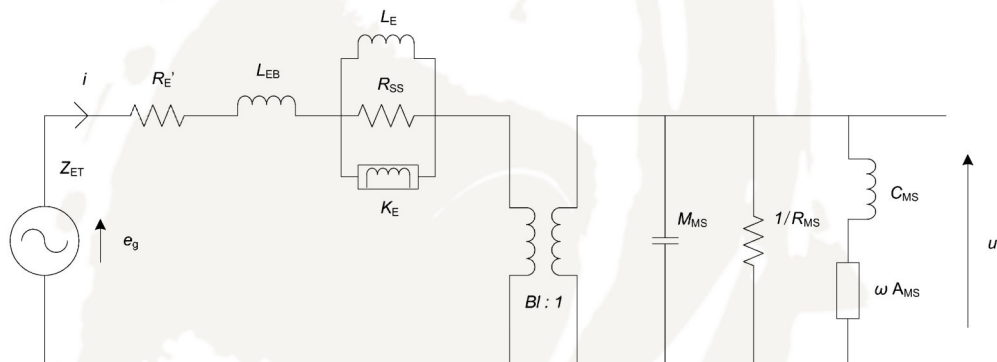
REVELATOR

WOOFER

32W/4878T01



Advanced Parameters (Preliminary)



Electrical data

Resistance [R_E']	- Ω
Free inductance [L_{EB}]	- mH
Bound inductance [L_E]	- mH
Semi-inductance [K_E]	- SH
Shunt resistance [R_{SS}]	- Ω

Mechanical Data

Force Factor [BL]	- Tm
Moving mass [M_{MS}]	- g
Compliance [C_{MS}]	- mm/N
Mechanical resistance [R_{MS}]	- kg/s
Admittance [A_{MS}]	- mm/N



SCANSPEAK